



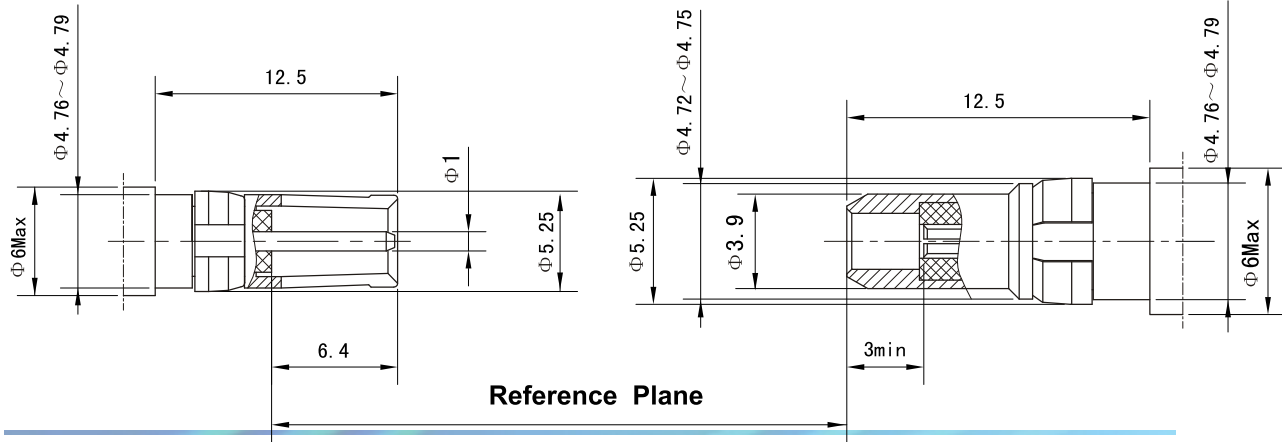
DSD SERIES RF CONNECTOR

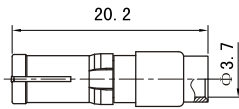


Series DSD RF coaxial connector is mainly used in series D-SUB connector mix assembled in high/low frequency, and is suitable to assemble with 3~5mm flexible cable.

Key performance:	Material:
Characteristic Impedance : 50 Ω	Center contacts:
Frequency range : 0~2 GHz	Male---brass, gold plated.
Contact resistance :	Female---beryllium copper, gold plated
Center conductor ≤5.0m Ω	Bodies and other metal parts:
Out conductor ≤ 2.0m Ω	brass, gold plated
Insulation resistance : ≥ 500M Ω	retaining ring:
Insulator voltage withstanding : 500V	beryllium copper, nickel plated
VSWR : ≤1.30	Insulators: PTFE
Connector durability : 500 cycles	Crimp ferrule: copper, nickel plated.
	Gasket and seal rings: silicone rubber

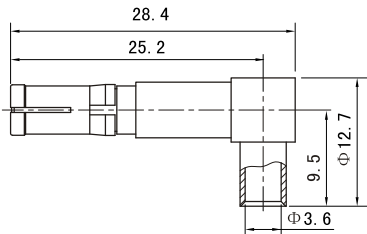

Interface Dimensions





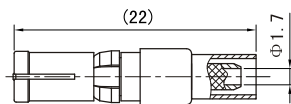
Type	part number	suitable cable	Note
------	-------------	----------------	------

DSD-JB3	1901-6601	B3	
---------	-----------	----	--



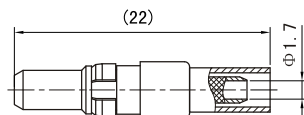

Type	part number	suitable cable	Note
------	-------------	----------------	------

DSD-JWB3	1930-6601	B3	
----------	-----------	----	--



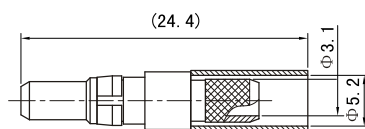

Type	part number	suitable cable	Note
------	-------------	----------------	------

DSD-J3A	1910-6501	3A	
---------	-----------	----	--



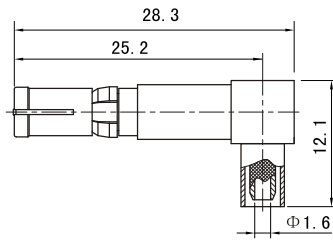

Type	part number	suitable cable	Note
------	-------------	----------------	------

DSD-K3A	1920-6501	3A	
---------	-----------	----	--



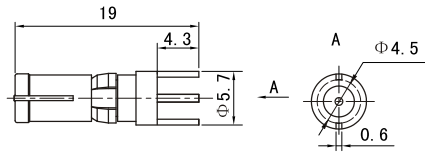
Type	part number	suitable cable	Note
------	-------------	----------------	------

DSD-K5	1920-6502	5	
--------	-----------	---	--



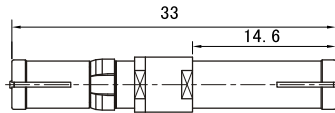
Type	part number	suitable cable	Note
------	-------------	----------------	------

DSD-JW3A	1930-6501	3A	
----------	-----------	----	--



Type	part number	Note
------	-------------	------

DSD-JHD1	1910-5801	
----------	-----------	--



Type	part number	Note
------	-------------	------

DSD-JJ-1	1900-6902	
----------	-----------	--